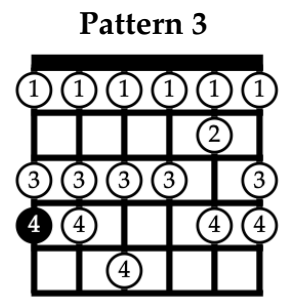
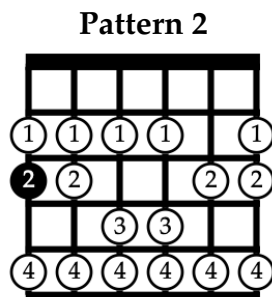
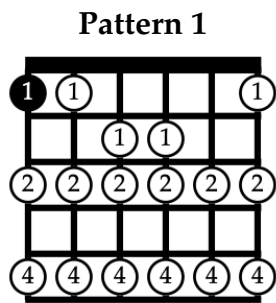


Major Scale Patterns for Guitar

There are six primary major scale patterns for standard tuned guitars (E A D G B E). Each pattern begins with either the first, second, or fourth finger on the root (indicated by a black dot). Beginning with the root, play each scale tone, ascending to the highest pitch on each string before moving on to the adjacent string. Once the highest pitch has been reached, descend to the lowest pitch and then ascend back up to the root. Each pattern may be played in any position on the fretboard, and doing so will help the fingers to adjust to the varying widths of the frets. The major scale is the foundation of all other scales, and the well rounded guitarist can comfortably play all six of these patterns.

Major scale patterns from the sixth string



Major scale patterns from the fifth string

